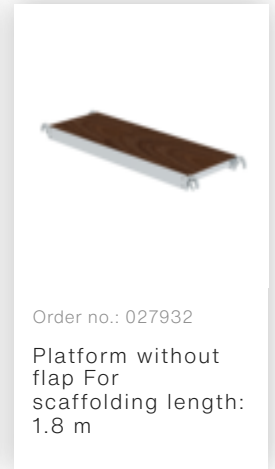
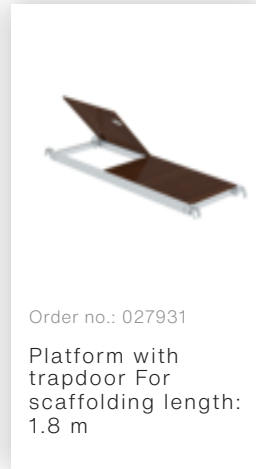








Order no.: 115200


**Folding scaffolding 1.35  
x 1.80 m Platform height  
2.08 m**

## Accessories for the product family







Order no.: 027943  
Toe board long side For scaffolding length: 1.8 m



Order no.: 027911  
Toe board front side For scaffolding width: 1.35 m




Order no.: 027973  
Swivel castor with spindle height adjustable Ø 125 mm



Order no.: 027912  
Ballast weight with hanging brackets RAL 1021




Order no.: 019081  
Clip tray for tubes Ø 50 mm




Order no.: 027920  
Wall spacer adjustable Adjustable up to 1.0 m




Order no.: 070506  
Frame extension can be clamped on Adjustment range max. 400 mm




Order no.: 019274  
Storage tray 500 x 220 mm Clamping range 38-51 mm




Order no.: 019276  
Storage tray 800 x 300 mm Clamping range 38-51 mm




Order no.: 019175  
Inspection sticker 40 x 40 mm




Order no.: 019176  
Inventory sticker




Order no.: 019477  
Automatic steel hinge for scaffolding folding frame



Order no.: 070508  
Safety door on front side Push-fit frame 1.35



Order no.: 019136  
Spring clip for mobile scaffolding with short pin, closed



Order no.: 027104  
Height-adjustable spindle



Order no.: 027922

Swivel castor with spindle, non-marking grey height adjustable Ø 200 mm



Order no.: 027921

Swivel castor with spindle, electrically conductive height adjustable Ø 200 mm



Order no.: 027959

Swivel castor Ø 125 mm With parking brake and pin



Order no.: 027958

Swivel castor Ø 200 mm With parking brake and pin



Order no.: 027902

Push-fit frame, 1.35 m. Height: 1.00 m