



Order no.: 520130

Multiple-flight vertical ladder with back protection (construction) galvanised steel

Climbing height [mm]

10640	11760	12600	13440	14280
15120	15960	17080	17920	
18760				

Specification

Climbing height 10.64 m	Ladder length incl. exit side-rail 11.84 m	Outer width 520 mm	Depth of side-rails 60 mm	Wall distance 200 mm
Intended use on buildings	Design type Multiple-flight	Material Galvanised steel	Weight 201 kg	Business division MUNK Günzburger Steigtechnik
Article no. 520130	Price € 3,689.00			

Facts

- Range of application: On buildings for maintenance and cleaning work. For chimneys, specific regulations apply to the attachment and back protection.
- Irrespective of the climbing height:
- Either back protection or safety railing can be used as fall protection (combination not permitted as the rescue of persons is then hindered by the back protection)

- The need for an occupational medical examination for suitability for working at height (e.g. G 41) depends on the risk assessment (e.g. total climbing height, type of safety railing) of the respective vertical ladder systems
- Proof of the load-bearing capacity of the underlying surface must be provided for each construction project by a responsible stability expert
- Barrier (safety door) is always required
- The vertical overlap of successive ladder flights must be at least 1,680 mm
- At unsecured exit levels, railings attached to both sides of the vertical ladder or led into the exit level are required
- Gap at exit step must not be larger than 75 mm
- Step-on dimension: Distance from the entry level to the first rung: 100 – 400 mm. If the exit is to the front, the uppermost rung must be at the same height as the exit level
- Step-on dimension: Distance from entry level to the first rung 100–400 mm
- When exiting forwards, the uppermost rung must be at the height of the exit side-rail
- Vertical ladders with fall protection require at least 800 × 800 mm clear space available in front of the ladder when climbing off it. These dimensions must also be observed for new installations in the existing system
- The clearances between the vertical ladder system and the railing must not exceed 180 mm
- The connection to the fall protection must be established and released from a secured standing position
- A secured standing position is, for example, a platform with railing and a secured access

- For safe gripping of the side-rails, the clearance to adjacent parts around the side-rails must be at least 75 mm (except for components forming part of the vertical ladder system)

Scope of supply

- Ladder section galvanised steel: 2 x
- Ladder section galvanised steel: 2 x
- Exit side-rail straight: 2 x
- Rigid wall anchor 200 mm, galvanised steel: 18 x
- Ø 700 mm back protection hoop: 8 x
- Back protection hoop strut, 3,000mm long: 19 x
- Back protection hoop offset design: 2 x
- Transfer platform between ladder sections, Ø 700 mm: 1 x
- Vertical ladder connector 200 mm: 4 x

Information on sustainability criteria

- Corporate certification: ISO 9001
- Corporate certification: EN 1090
- Corporate certification: EcoVadis
- RoHS
- REACH
- The MUNK Group complies with a Code of Conduct
- The Supply Chain Act does not apply due to our size
- The materials used are listed in the technical specification
- Resource-saving production: own photovoltaic systems
- Energy-efficient consumption during production: LED lighting
- Repairability, durability and quality: 15-year warranty on series products made in Germany
- Recyclability: Our products are mostly made of aluminium, steel or wood and can be fed directly into the recycling process.
- Socially acceptable working conditions in production: fair wages, gender equality
- Economical and recyclable packaging: no use of polystyrene, predominantly use of wood and cardboard, small amounts of plastic
- No health hazards for the users

More product pictures



Added value

Rational modular principle

- Prefabricated vertical ladders and the possibility of combining them yourself offer the right solution for every project
- The highly stable fastening technology of the important back protection increases the economic efficiency
- Each individual component in the modular kit system meets the same quality and efficiency requirements



Various material versions

- Depending on the application, vertical ladders made of galvanised steel, stainless steel, aluminium and anodised aluminium are available
- Wall anchors and other mounting materials are available in several materials
- Robust, durable, efficient



Mounting and fastening

- Thanks to the optimised assembly system, even complex and multiple-flight systems can be assembled with up to 30 percent time savings
- For ready-made vertical ladders, the appropriate mounting sets are already included, the modular kit system offers numerous fastening options (please also order)
- Adjustable wall anchors for complex façades or walls with full thermal insulation



Safely to your destination

- Convenient platforms for rest breaks or easy changeover with staggered vertical ladders
- Exits and access ladders for safe ascent and descent
- Lockable doors, wall anchors and other accessories for different structural conditions



Optimum planning

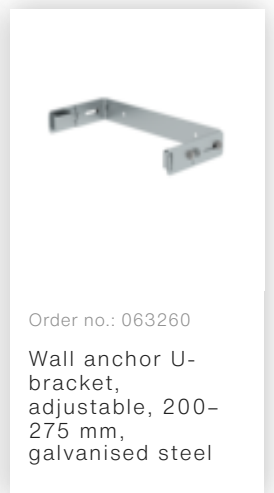



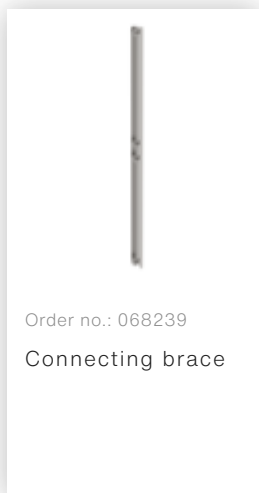
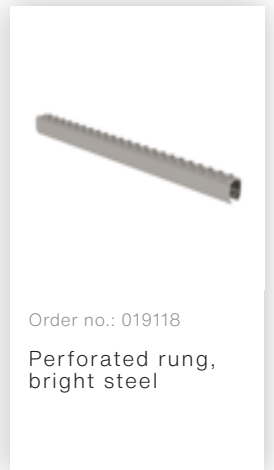

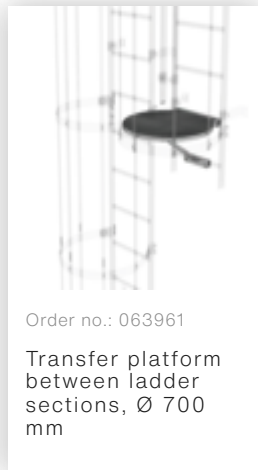

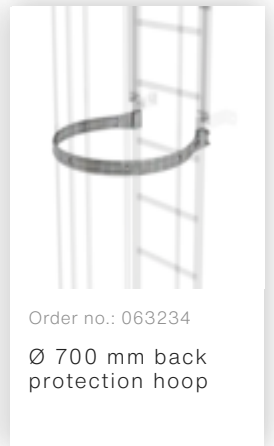
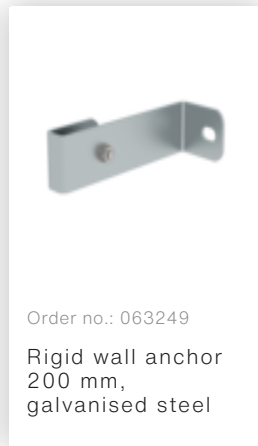
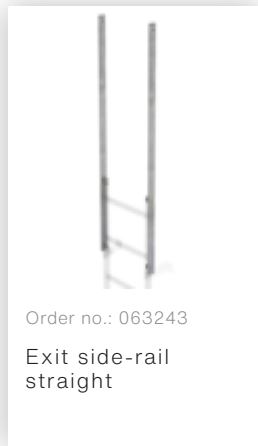


- Practical planning aids (available as [Downloads](#)) with tips for correct planning of vertical ladder systems
- Planning in close coordination with the client as well as the place and purpose of use
- Joint project planning




All [fixed ladders / vertical ladders](#) at a glance:


- [Single-flight vertical ladders](#) in accordance with DIN 18799-1/-3, DIN 14094-1 and DIN EN ISO 14122-4 (depending on the choice of standard and the situation on site at the exit, additional components such as exit steps, railings and safety doors may be required)
- DIN 18799-1: Stationary multiple-flight vertical ladders [on buildings](#)
- DIN 14094-1: Multiple-flight [emergency ladder systems \(emergency ladders\)](#).
- DIN EN ISO 14122-4: Stationary multiple-flight vertical ladders [on machinery](#)

Accessories







Order no.: 063267
Wall anchor U-bracket, adjustable, 275-375mm, galvanised steel




Order no.: 063275
Wall anchor U-bracket, adjustable, 375-500 mm, galvanised steel




Order no.: 063250
Wall anchor, adjustable, 165-205 mm, galvanised steel




Order no.: 063262
Wall anchor w. Clamping bracket, adjustable, 215-275 mm, galvanised steel




Order no.: 063261
Wall anchor w. clamping bracket, adjustable 275-375 mm, galvanised steel




Order no.: 063269
Wall anchor w. clamping bracket, adjustable 375-500 mm, galvanised steel




Order no.: 063270
Special wall bracket, adjustment range 500-600mm, galvanised steel




Order no.: 063271
Special wall bracket, adjustment range 600-700mm, galvanised steel




Order no.: 063272
Special wall bracket, adjustment range 700-800mm, galvanised steel




Order no.: 063273
Special wall bracket, adjustment range 800-900mm, galvanised steel



Order no.: 077530
Fall protection rail 1,40m with connecting strap, galvanised steel




Order no.: 077531
Fall protection rail 1,96m with connecting strap, galvanised steel



Order no.: 077532
Fall protection rail 2,80m with connecting strap, galvanised steel



Order no.: 063049
Exit side-rail angled



Order no.: 063050
Exit side-rail with railing attachment



Order no.: 063253

Ground attachment for base plate



Order no.: 063183

Roof parapet bridge galvanised steel special length



Order no.: 063184

Roof parapet bridge galvanised steel special length



Order no.: 063185

Roof parapet bridge galvanised steel special length



Order no.: 063502

Safety doors without fall protection rail



Order no.: 063500

Safety barrier



Order no.: 063966

Exit step galvanised steel



Order no.: 063967

Exit step galvanised steel



Order no.: 063968

Exit step galvanised steel



Order no.: 063969

Exit step galvanised steel



Order no.: 063970

Exit step galvanised steel



Order no.: 063237

Back protection hoop lateral exit



Order no.: 063277

Back protection extension




Order no.: 063507

Roof parapet bridge with safety door and fall protection rail




Order no.: 063971

Exit step suitable for safety doors with fall protection rail galvanised steel




Order no.: 063972

Exit step suitable for safety doors with fall protection rail galvanised steel




Order no.: 063973

Exit step suitable for safety doors with fall protection rail galvanised steel




Order no.: 063974

Exit step suitable for safety doors with fall protection rail galvanised steel




Order no.: 063975

Exit step suitable for safety doors with fall protection rail galvanised steel




Order no.: 063506

Safety door with fall protection rail




Order no.: 061445

Access protection access ladder




Order no.: 070550

Access guarding Enclosure




Order no.: 063497

Access guard locking door




Order no.: 063499

Access guard can be hooked in




Order no.: 019176

Inventory sticker




Order no.: 019175

Inspection sticker




Order no.: 019007

Identification plate for fall protection device




Order no.: 060941

Extension platform






Order no.: 060943

Extension platform



Order no.: 060951

Extension platform



Corporate certifications

on sustainability criteria

