



Order no.: 510231

## Multiple-flight vertical ladder with back protection (machinery) bright aluminium

Climbing height [mm]

10920	11760	13160	14000	15120
15960	16800	17640	18760	

### Specification

Climbing height <b>10.92 m</b>	Ladder length incl. exit side-rail <b>12.12 m</b>	Outer width <b>520 mm</b>	Depth of side-rails <b>60 mm</b>	Max. load capacity <b>150 kg</b>
Intended use <b>on machinery</b>	Design type <b>Multiple-flight</b>	Material <b>Aluminium</b>	Weight <b>108 kg</b>	Business division <b>MUNK Günzburger Steigtechnik</b>
Article no. <b>510231</b>	Price <b>€ 4,148.00</b>			

### Facts

- Range of application: Access to machinery and mechanical systems.
- Irrespective of the climbing height:
- As a safety railing, back protection is preferable to fall protection (combination is not permitted as the rescue of persons is hindered by the back protection).

- The need for an occupational medical examination for suitability for working at height (e.g. G 41) depends on the risk assessment (e.g. total climbing height, type of safety railing) of the respective vertical ladder systems
- Proof of the load-bearing capacity of the underlying surface must be provided for each construction project by a responsible stability expert
- Barrier (safety door) is always required
- If required by the access situation, vertical ladders with fall protection must be fitted with suitable protective devices (e.g. steel lockable door) to prevent unauthorised use
- For lateral bridging steps, the ladder sections must run at a higher level
- The overlap of the back protection must be at least 2,000 mm for multiple-flight ladders.
- At unsecured exit points, railings attached to both sides of the vertical ladder or led into the exit level are required
- Gap at exit step must not be larger than 60 – 75 mm
- Step-on dimension: Distance from entry level to the first rung 100–400 mm. The top edge of the uppermost rung must be at the same height as the walking surface of the exit point
- The clearances between the vertical ladder system and the railing must not exceed 120 mm
- The connection to the fall protection must be established and released from a secured standing position
- A secured standing position is, for example, a platform with railing and a secured access

## Scope of supply


- Ladder section bright aluminium: 5 x
- Exit side-rail straight: 2 x
- Rigid wall anchor 200 mm, galvanised steel: 18 x
- Ø 700 mm back protection hoop: 9 x
- Back protection hoop strut, 3,000mm long: 23 x
- Back protection hoop offset design: 2 x
- Transfer platform between ladder sections, Ø 700 mm: 1 x
- Vertical ladder connector 200 mm: 6 x
- Safety strut for offset version: 1 x

## Information on sustainability criteria

- Corporate certification: ISO 9001
- Corporate certification: EN 1090
- Corporate certification: EcoVadis
- RoHS
- REACH
- The MUNK Group complies with a Code of Conduct
- The Supply Chain Act does not apply due to our size
- The materials used are listed in the technical specification
- Resource-saving production: own photovoltaic systems
- Energy-efficient consumption during production: LED lighting
- Repairability, durability and quality: 15-year warranty on series products made in Germany
- Recyclability: Our products are mostly made of aluminium, steel or wood and can be fed directly into the recycling process.
- Socially acceptable working conditions in production: fair wages, gender equality
- Economical and recyclable packaging: no use of polystyrene, predominantly use of wood and cardboard, small amounts of plastic
- No health hazards for the users

## More product pictures

---



## Added value

---

### Rational modular principle

- Prefabricated vertical ladders and the possibility of combining them yourself offer the right solution for every project
- The highly stable fastening technology of the important back protection increases the economic efficiency
- Each individual component in the modular kit system meets the same quality and efficiency requirements



### Various material versions

- Depending on the application, vertical ladders made of galvanised steel, stainless steel, aluminium and anodised aluminium are available
- Wall anchors and other mounting materials are available in several materials
- Robust, durable, efficient



### Mounting and fastening

- Thanks to the optimised assembly system, even complex and multiple-flight systems can be assembled with up to 30 percent time savings
- For ready-made vertical ladders, the appropriate mounting sets are already included, the modular kit system offers numerous fastening options (please also order)
- Adjustable wall anchors for complex façades or walls with full thermal insulation



### Safely to your destination

- Convenient platforms for rest breaks or easy changeover with staggered vertical ladders
- Exits and access ladders for safe ascent and descent
- Lockable doors, wall anchors and other accessories for different structural conditions



## Optimum planning

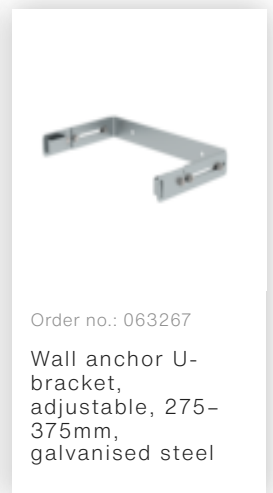
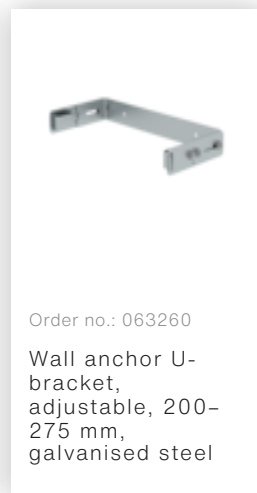



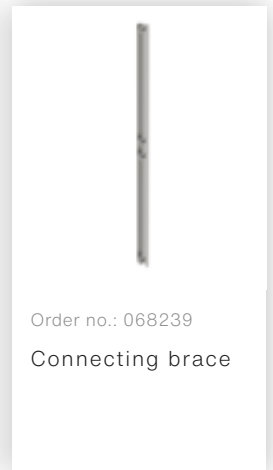
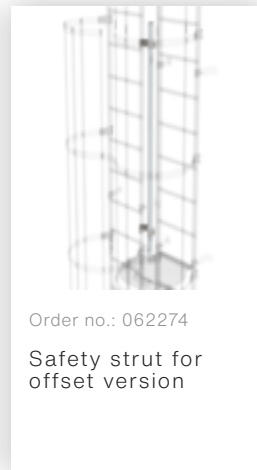

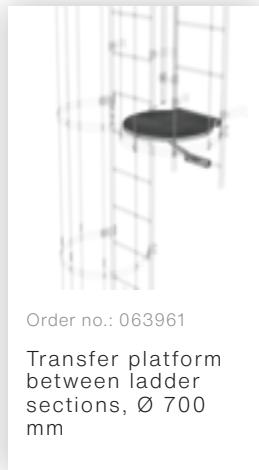


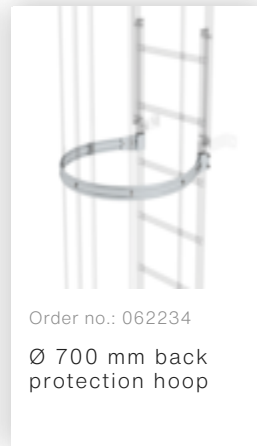

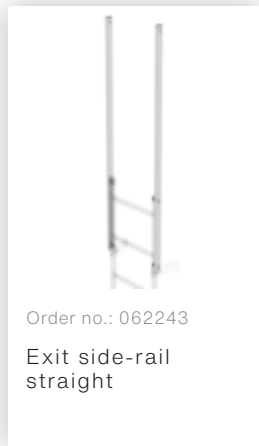

- Practical planning aids (available as [Downloads](#)) with tips for correct planning of vertical ladder systems
- Planning in close coordination with the client as well as the place and purpose of use
- Joint project planning




All [fixed ladders / vertical ladders](#) at a glance:


- [Single-flight vertical ladders](#) in accordance with DIN 18799-1/-3, DIN 14094-1 and DIN EN ISO 14122-4 (depending on the choice of standard and the situation on site at the exit, additional components such as exit steps, railings and safety doors may be required)
- DIN 18799-1: Stationary multiple-flight vertical ladders [on buildings](#)
- DIN 14094-1: Multiple-flight [emergency ladder systems \(emergency ladders\)](#).
- DIN EN ISO 14122-4: Stationary multiple-flight vertical ladders [on machinery](#)

## Accessories






Order no.: 063275  
Wall anchor U-bracket, adjustable, 375-500 mm, galvanised steel




Order no.: 063250  
Wall anchor, adjustable, 165-205 mm, galvanised steel




Order no.: 063262  
Wall anchor w. Clamping bracket, adjustable, 215-275 mm, galvanised steel




Order no.: 063261  
Wall anchor w. clamping bracket, adjustable 275-375 mm, galvanised steel




Order no.: 063269  
Wall anchor w. clamping bracket, adjustable 375-500 mm, galvanised steel




Order no.: 063270  
Special wall bracket, adjustment range 500-600mm, galvanised steel




Order no.: 063271  
Special wall bracket, adjustment range 600-700mm, galvanised steel




Order no.: 063272  
Special wall bracket, adjustment range 700-800mm, galvanised steel




Order no.: 063273  
Special wall bracket, adjustment range 800-900mm, galvanised steel




Order no.: 077059  
Fall protection rail 1,40m with aluminium connecting strap




Order no.: 077058  
Climbing protection rail 1.96m with aluminium connecting bracket




Order no.: 077057  
Climbing protection rail 2.80m with aluminium connecting bracket



Order no.: 062049  
Exit side-rail angled



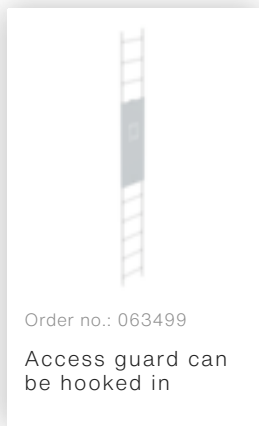
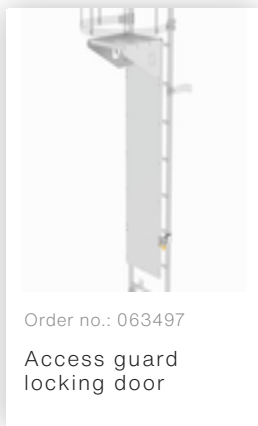








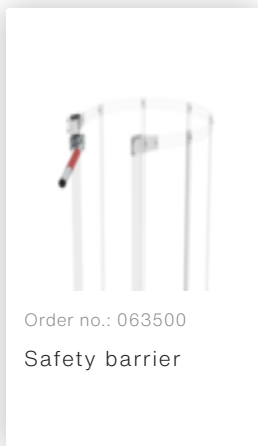



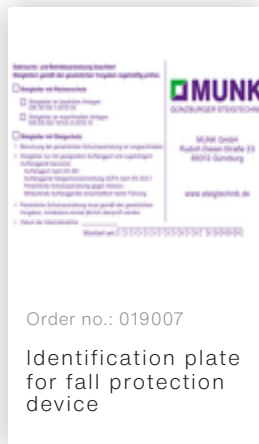

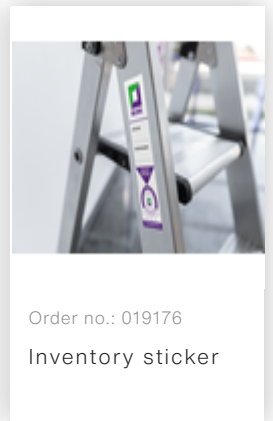




Order no.: 062050  
Exit side-rail with railing attachment



Order no.: 063253  
Ground attachment for base plate







## Corporate certifications

---

on sustainability criteria

